




Kindergarten Choice Lessons for the week of May 11, 2020

Pick three in a row to complete each day!

<h3>READING</h3> <p>Click on the story to listen, then write about what makes you grouchy.</p>  <p>https://youtu.be/2mxw9bPrgh0</p>	<h3>WRITING</h3> <p>Draw and write about the four parts of the ladybug lifecycle: egg, larva, pupa, adult.</p>	<h3>PHONICS</h3> <p>Draw circles on red paper as ladybug wings (or plain paper with a red marker). Cut them out, then in half. On each half, write a pair of rhyming words. Mix up the ladybug wings and see if you can find the matches!</p>
<h3>MATH</h3> <p>12 ladybugs are sitting in a garden. 3 ladybugs fly away. How many are left?</p> <p>A ladybug has an equal number of dots on both wings. What are some different ways the dots could be?</p> <p>Draw a picture and write an equation.</p>	<h3>ART/SCIENCE</h3> <p>Use recycled materials to create your own ladybug! A bowl, egg carton, or other items will work!</p> 	<h3>WRITING</h3> <p>What would you do if you were a ladybug for a day?</p> <p>Write about your adventures and draw a picture.</p>
<h3>WRITING</h3> <p>Write 3 facts about ladybugs. Use words like “can,” “have,” and “are” to help you. Draw a picture for each fact.</p>	<h3>READING</h3> <p>Click on the story to listen, then talk with a grown up about the sequence – what happened first? next? last?</p>  <p>https://youtu.be/pWZps1z_NjM</p>	<h3>MATH</h3> <p>A ladybug has an equal number of dots on both wings. What are some different ways the dots could be?</p> <p>Draw a picture and write an equation. Please submit this on your ClassDojo portfolio by Friday!</p>